



clearTVTM HD Black Box

X-74 HDTV DIGITAL
INDOOR ANTENNA

INSTRUCTIONS

This is a special designed antenna for digital TV broadcasting reception. It is the best solution for home reception and digital portable TV reception. The antenna is an active antenna that can be used with a TV or Set-top-box which supports coaxial cable powering, a power adapter is included. It can stand for vertical or horizontal mounting

INCLUDED IN PACKAGE:

Before you begin installation, please check contents:

1. Antenna main unit
2. AC/DC power adapter
3. Desktop standing supporter



PRODUCT FEATURES:

- SMD circuit technology design.
- Shielded for minimum interference.
- Built-in high gain and low noise amplifier. Amplifier Gain 28dB.
- Horizontal or vertical positioning for best possible reception.
- Stylish and compact size design with modern shiny black finish.
- Powered by DTV set-top box or included separate power adapter.
- Specially Compatible with HDTV of various digital terrestrial signals (DVB-T, ISDB-T, DMB-T/H, ATSC) and DAB/FM radios.
- Increased VHF signal reception for foreign countries such as Mexico, South America and Russia.

TECHNICAL DATA:

Frequency range: VHF: 87.5-230MHz, UHF:470-862MHz

Gain: 28dB

Max Output level: 100dB μ V

Power Supply: Via separate AC/DC adapter (DC 6V/100mA) or via DTV set-top box(DC 5V/40mA)

Impedance: 75 Ω

Noise Figure: \leq 3dB

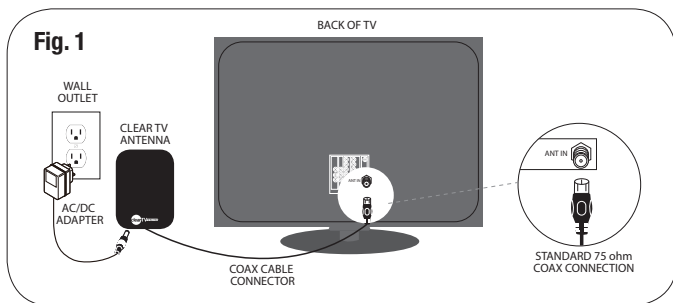
Connector: F-male connector

INSTALLATION:

STEP 1:

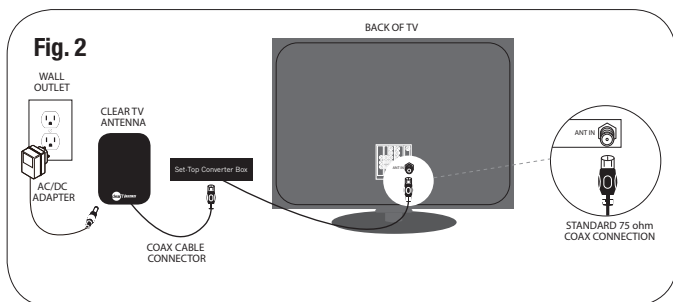
Connecting antenna to a tv with a digital tuner

Attach the mini coax cable, which is the small black cable coming from the antenna. Simply screw the connector into the ANTENNA IN or CABLE IN port on the back of your television (See Fig. 1).



Connecting antenna to a tv without a digital tuner

Attach the mini coax cable, which is the small black cable coming from the antenna. Simply screw the connector into the ANTENNA IN or CABLE IN port on the back of your set-top converter box and then connect your set-top converter box to your television (See Fig. 2).



Note:

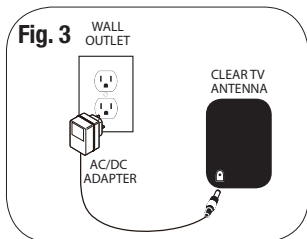
1. After the installation is finished, you can use your Set Top Box to check the signal strength and quality. If you do not have a steady picture, please move the antenna to a better reception position.

INSTALLATION (CONTINUED):

STEP 2:

Connecting power adapter to amplifier

Attach the end of the UL listed power adapter to the power jack located on the lower left corner of the antenna. Plug power adapter into a 120v Ac outlet (See Fig. 3).



STEP 3:

Auto program scan

Using your TV's remote control, navigate to the system menu and set the TV's input to ANTENNA. Then begin an auto search or auto program to find new stations.




STEP 4:

Adjusting antenna location

To maximize the number of stations, you may need to adjust or reposition the antenna. Try placement in alternate locations and re-scan for new channels. We recommend Clear TV be used within 35 miles of the broadcasting towers. This antenna can be used vertically or horizontally (See Fig. 3).

Fig. 3



VERTICAL



HORIZONTAL

FREQUENTLY ASKED QUESTIONS:

What is Clear TV?

A government mandate requires television broadcasters to convert from analog to digital broadcast. Now, only digital signals are available over the air in the United States and Canada. Clear TV is an antenna that receives over-the-air digital and HD signals for free. The signal is a better visual and audio quality than analog. Digital television enables broadcasters to offer multiple programming choices on a single channel (sub channels), greatly expanding viewer choices.

How many channels can I receive over the air?

Reception will vary based on factors like geography and location of the broadcast signal; antenna, hills, buildings and even tall trees can impact reception. It is recommended that you be within 35 miles of a broadcast antenna. Most households can receive these popular networks: PBS, NBC, CBS, ABC, FOX, ION, CW, Qubo - a children's channel, 24-hour sports programming, a 24-hour classic movie channel, 24-hour news and weather, and popular Spanish-language channels: Azteca, Univision, Telemundo, TeleFutura, may also be available.

Will I receive Cable shows?

No, Clear TV does not receive shows that are produced for cable only.

Will it fit all Televisions?

Clear TV will connect with televisions that have an Antenna IN or a Cable IN port on the back of the television. Most televisions sold after May 25, 2007 are required by law to have an ATSC (Digital) tuner built-in and will receive digital broadcasts. If your television was purchased earlier, but has a menu option for scanning digital channels, then your television has a digital ATSC tuner. Check for the letters 'ATSC'. If it does not say that it is equipped with an ATSC tuner, you will need to purchase a converter box.

Can I use it outside, in my attic, or basement?

Clear TV is designed as an indoor antenna only. We recommend Clear TV be placed by an exterior wall or near a window that is facing the broadcast towers. Placing it in a basement or attic is not recommended. Exposure to outside elements such as moisture or temperature extremes can be harmful to your antenna.

Do I need an amplifier?

The Clear TV Black Box is an Active antenna. This means it has a powered internal amplifier. The amplifier will boost the signal strength.

Can I add an extension cable to my Clear TV?

Yes, if you would like to move your Clear TV to a location that exceeds the reach of the cable connected to your antenna you can purchase an extension cable.

Are all broadcasts now in High Definition?

Not all digital signals are High Definition.

Is the picture better than cable?

All cable companies compress their HD signals; the result is a degraded signal that is usually inferior to Over the Air (OTA) broadcast.

What is signal compression?

Signal compression is a method of making video transmissions smaller. The quality of the signal is degraded in order to fit in more quantity. All cable companies compress their signals in order to make room for all of those extra channels. OTA broadcast television signals are not compressed and are

Does Clear TV work with my DVR or TiVo?

Yes, Clear TV is compatible with TiVo and other digital video recorders (DVR) so you can watch what you want, when you want. Since Clear TV is a HD antenna and can receive a HD broadcast signal there is no need for an HD converter box.

Will the channel numbers be the same?

With the digital system, the channel number that appears on your television screen and the actual channel number can be and often are different. Many stations have sub channels (channel 2, channel 2.1, 2.2, 2.3, etc.). Keep in mind reception will vary in your area due to geography and location of the broadcast antenna.

What if I can't receive a signal with Clear TV?

Signal strength will vary based on certain variables, such as distance from the transmitter, hills, buildings, and even tall trees can impact reception. To check the exact distance from your residence to the nearest transmitters, and get an idea of what to expect in the way of reception, go to antennaweb.org and type in your address. It is recommended that you be within 35 miles of a broadcast antenna.

Clear TV Reception Tips

Place Clear TV Black Box in the location with the strongest reception, typically this will be on an exterior wall near a window. A television signal can become weak or intermittent by passing through walls that are exceptionally thick or contain large amounts of metal. In this case, consider positioning the Clear TV near a window, this will help to capture a weak station. The Clear TV Black Box can be angled in the horizontal or vertical position as it is best to face the general direction of the local transmission towers. (You can find out the location of your towers by going to antennaweb.org). If there are multiple tower locations, optimize the position of Clear TV to the weakest signal. Clear TV can pick up the stronger signals from any direction. Experiment with different walls and even different rooms to find the best location.

ATTENTION

1. ClearTV™ Digital HDTV Antenna is intended for indoor use only.
2. The location of the antenna is important to maximize signal strength. The antenna should be kept far from any disturbance source, big electrical appliances like air conditioners, elevator, washing machine, blower or microwave oven, etc.
3. For best performance, position the antenna near an exterior wall or window.
4. Be sure to hang the antenna vertically with the cable on the bottom.
5. Maintenance of antenna: please use soft cloth with diluted mild detergent to clean its shell.
horizontal mounting.

MANUFACTURER'S LIMITED WARRANTY

The manufacturer warrants that your ClearTV™ is free of defects in materials and workmanship and will, at its option, repair or replace any defective ClearTV™ that is returned to it. This warranty runs for sixty (60) days from the original date of purchase, and is valid only in accordance with the conditions set forth below:

1. Normal wear and tear are not covered by this warranty. This warranty applies to consumer use only, and is void when the product is used in a commercial or institutional setting.
2. The warranty extends only to the original consumer purchaser and is not transferable. In addition, proof of purchase must be demonstrated. This warranty is void if the product has been subject to accident, misuse, abuse, improper maintenance or repair, or unauthorized modification.
3. This limited warranty is the only written or express warranty given by the manufacturer. Any implied warranty of merchantability or fitness for a particular purpose on this product is limited in duration to the duration of this warranty. Some states do not allow limitations on how long an implied warranty lasts, so the above limitation may not apply to you.
4. Repair or replacement of the product (or, if repair or replacement is not feasible, a refund of the purchase price) is the exclusive remedy of the consumer under this warranty. The manufacturer shall not be liable for any incidental or consequential damages for breach of this warranty or any implied warranty on this product. Some states do not allow the exclusion or limitation of incidental or consequential damages, so the above limitation or exclusion may not apply to you.
5. This warranty gives you specific legal rights, and you may also have other rights which vary from state to state.

PROCEDURE FOR WARRANTY REPAIRS OR REPLACEMENT

If warranty service is necessary, the original purchaser must pack the product securely and send it postage paid with a description of the defect, proof of purchase, and a check or money order for \$7.95 to cover return postage and handling to the following address: ClearTV™, P.O. Box 3007, Wallingford, CT 06492.



Distributed by:
Tristar Products, Inc.
Fairfield, NJ 07004.

©2015 Tristar Products, Inc.